



MAZDA NAVIGATION GUIDE

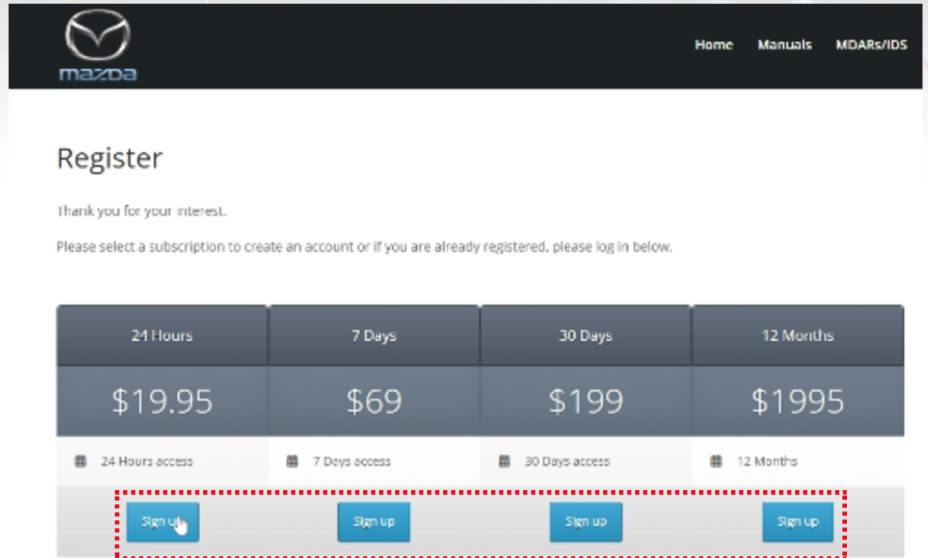
for AASRA members



MAZDA NAVIGATION GUIDE

How to register with Mazda

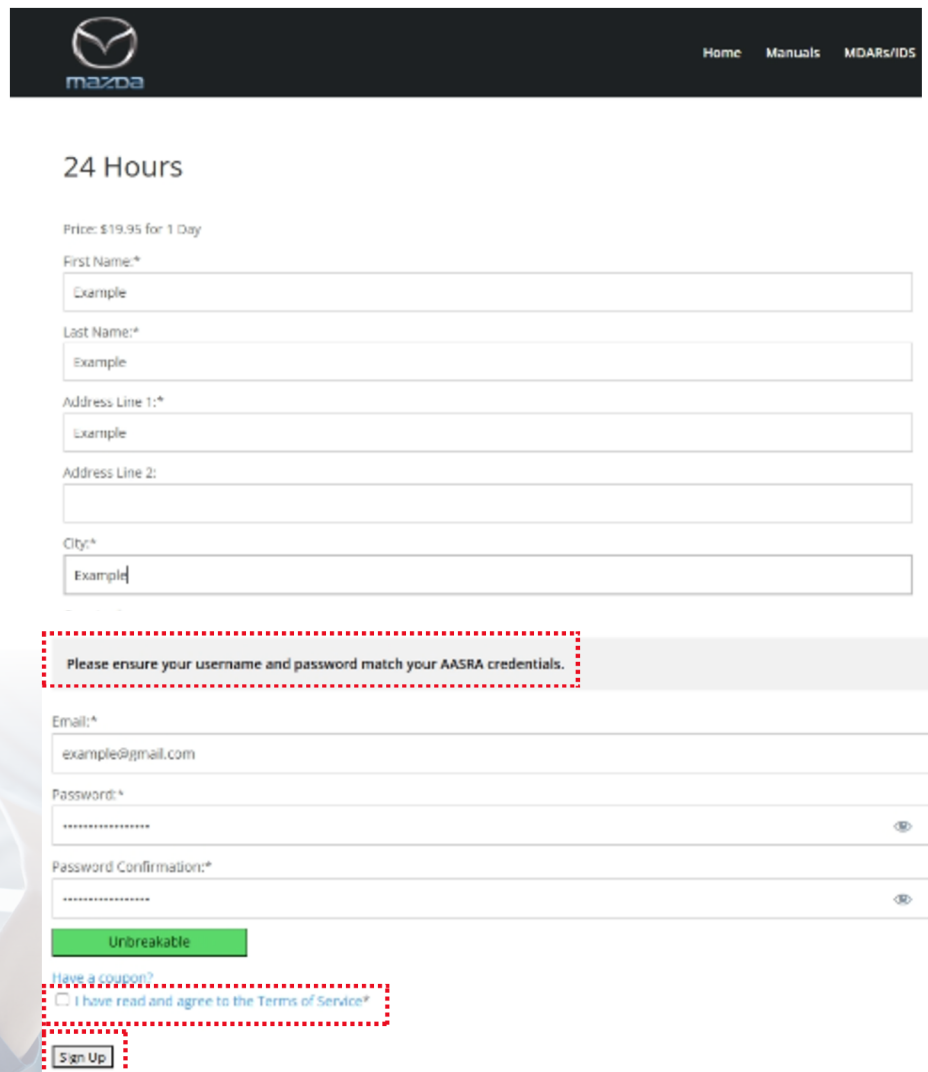
To register with Mazda, click on the blue SIGN UP button underneath the subscription duration you require.



The screenshot shows the Mazda Register page. At the top is the Mazda logo and navigation links: Home, Manuals, MDARs/IDS. Below the header, the title 'Register' is followed by a thank you message and a prompt to select a subscription. A table displays four subscription options: 24 Hours (\$19.95), 7 Days (\$69), 30 Days (\$199), and 12 Months (\$1995). Each option has a corresponding 'Sign up' button. A red dashed box highlights the 'Sign up' button for the 24 Hours subscription.

| 24 Hours | 7 Days | 30 Days | 12 Months |
|-------------------------|-------------------------|-------------------------|-------------------------|
| \$19.95 | \$69 | \$199 | \$1995 |
| 24 Hours access | 7 Days access | 30 Days access | 12 Months |
| Sign up | Sign up | Sign up | Sign up |

Enter in your details, ensuring they are the same details that are on your AASRA account.



The screenshot shows the '24 Hours' registration form. It includes fields for First Name, Last Name, Address Line 1, Address Line 2, and City. Below these is a red dashed box containing the text: 'Please ensure your username and password match your AASRA credentials.' This is followed by fields for Email, Password, and Password Confirmation. A green 'Unbreakable' button is present. At the bottom, there is a checkbox for 'I have read and agree to the Terms of Service' and a 'Sign Up' button, both highlighted with red dashed boxes.

24 Hours

Price: \$19.95 for 1 Day

First Name:*

Example

Last Name:*

Example

Address Line 1:*

Example

Address Line 2:

City:*

Example

Please ensure your username and password match your AASRA credentials.

Email:*

example@gmail.com

Password:*

Password Confirmation:*

Unbreakable

Have a coupon?

☐ I have read and agree to the Terms of Service*

[Sign Up](#)

When entering in your email address and password, ensure these are identical to your AASRA account credentials.

Tick the terms and conditions box and click SIGN UP.

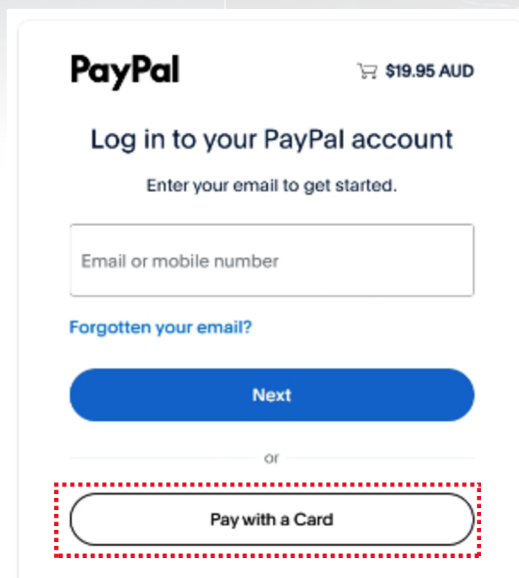
MAZDA NAVIGATION GUIDE

How to purchase a Mazda subscription

If you have registered, the next step will take you to the PayPal payment window.

If you are paying with card, click on
PAY WITH A CARD.

Enter your email and click
CONTINUE TO PAYMENT.



PayPal \$19.95 AUD

Log in to your PayPal account

Enter your email to get started.

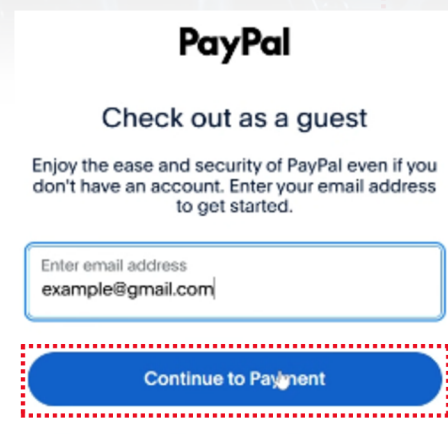
Email or mobile number

[Forgotten your email?](#)

Next

or

Pay with a Card



PayPal

Check out as a guest

Enjoy the ease and security of PayPal even if you don't have an account. Enter your email address to get started.

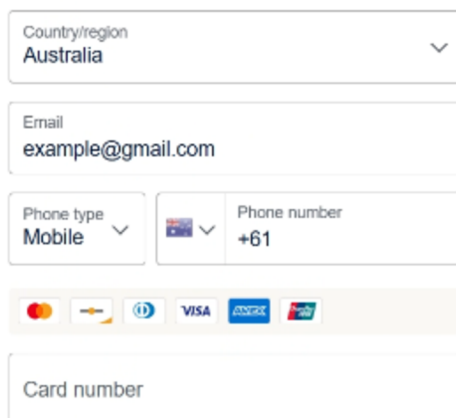
Enter email address
example@gmail.com

Continue to Payment

Pay with debit or credit card

We don't share your financial information with the seller.

Enter your card details and press PAY
NOW AS A GUEST.



Country/region
Australia

Email
example@gmail.com

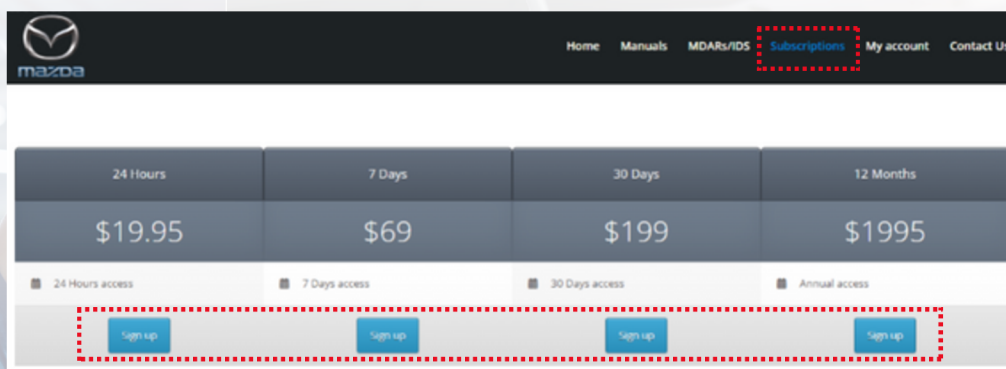
Phone type
Mobile

Phone number
+61

Card number

If you have an existing Mazda account, sign in and click on SUBSCRIPTIONS on the top menu.

Select the time period and complete the payment.



mazda Home Manuals MDARs/IDS **Subscriptions** My account Contact Us

| 24 Hours | 7 Days | 30 Days | 12 Months |
|-----------------|----------------|----------------|----------------|
| \$19.95 | \$69 | \$199 | \$1995 |
| 24 Hours access | 7 Days access | 30 Days access | Annual access |
| Sign up | Sign up | Sign up | Sign up |

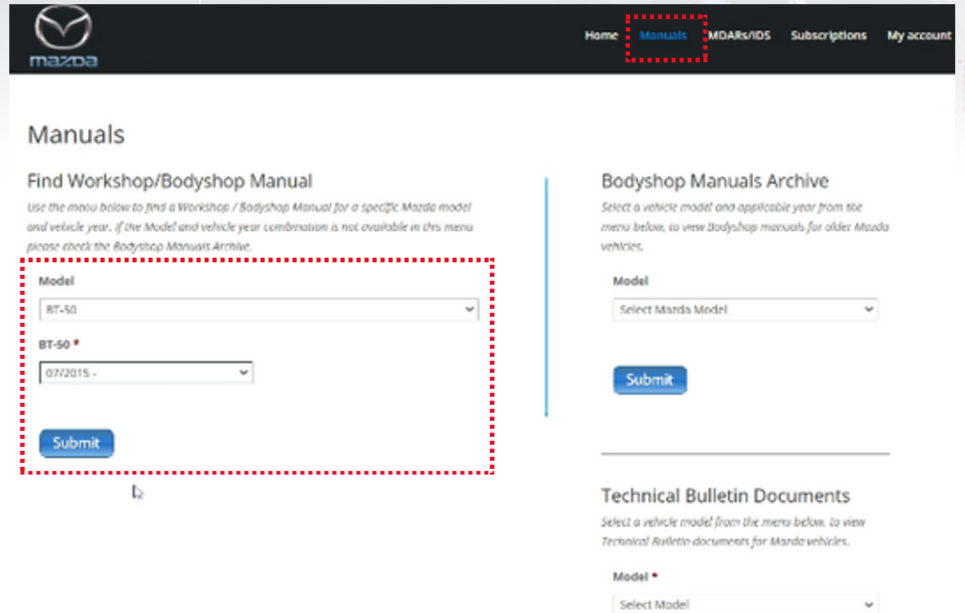
MAZDA NAVIGATION GUIDE

How to access service and repair procedures

Once you have purchased a subscription, click on **MANUALS** and select the model vehicle and year you require.

Click **SUBMIT**.

Some guides will require Internet explorer mode, please refer to How to enable I.E. mode on Mazda's AASRA portal page.



You will now be taken to the procedure platform for the selected vehicle.

Click on the **SERVIC MANUALS** tab and click the categories to view the subcategories.



Once you have found the procedure you require, click on the printer icon to save as a PDF or to print.

